

The aluplast logo is displayed in white lowercase letters on a red rectangular background in the top right corner of the image.

aluplast®



HST 85 MM

LIFT & SLIDE PATIO DOOR



HST 85mm terrace doors are a window solution that will fill your dream home with light, free from architectural barriers, close to nature, and at the same time comfortable, warm, and secure.

HARMONY OF SPACE



INTUITIVE OPERATION

Turning a large handle downward from the closed position raises the sash by a few millimeters, releases the seal compression, and allows for smooth sliding of the sashes

FUNCTIONALITY

Special hardware mechanisms enable the movement of large sashes with minimal effort.

RELIABILITY

Stable support and smooth bogies guidance ensure trouble-free use for many years.

HST 85 MM lift & slide door

PERFECT CONNECTION OF INTERIOR AND TERRACE

HST sliding doors are window structures that allow for large-scale glazing, providing excellent ease of use. Sliding terrace windows blur the boundary between the home and the garden. This provides excellent natural light for interior spaces and visually adds spaciousness.

Choose HST 85 MM patio door: enjoy a panoramic view

One of the undeniable advantages of this type of terrace door is the range of possible dimensions. The width of the sash can be between 800 mm and 3200 mm and the height can be up to 2700 mm in white, which allows to create even more than six meters of glazing.



BARRIER-FREE HOME

The low door threshold with a height of 48 mm, which can be recessed from the side of the room in its entire height, meets the requirements for architectural barrier-free construction.



PANORAMIC VIEWS

Lift & slide doors allow for the creation of impressive, sliding glass walls that seamlessly integrate the interior of your home with the surroundings.



BRIGHTENED INTERIOR

HST 85 MM also means more natural light entering the rooms and efficient use of solar thermal energy.



HST 85 MM lift & slide door

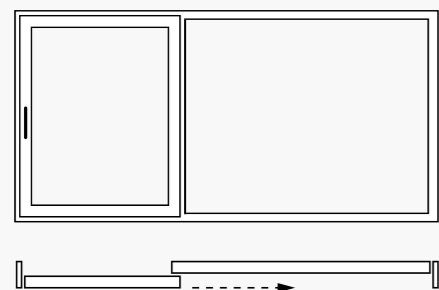
FREEDOM OF CONFIGURATION

CREATE YOUR SPACE

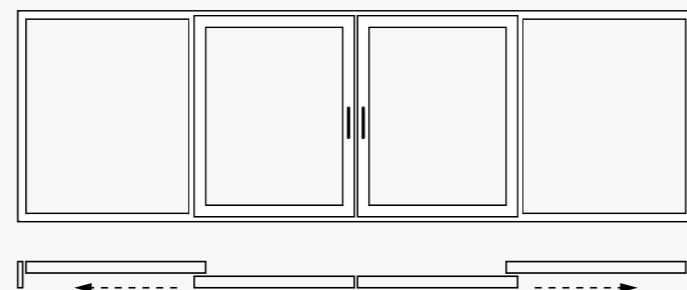
A characteristic feature of HST 85 doors is the modular nature of the construction, allowing for any product configuration based on expected parameters and functionality.

HST 85 mm lift-and-slide doors can come in at least several different versions and arrangements of sashes and non-opening parts.

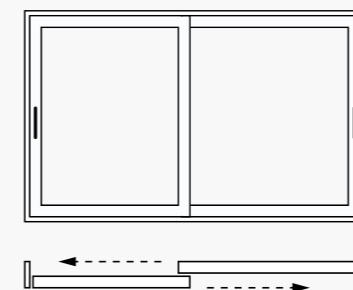
The most popular HST door layouts are 2-quarter versions – where one or both sashes are movable, or 4-quarter versions – where two central or all sashes are movable.



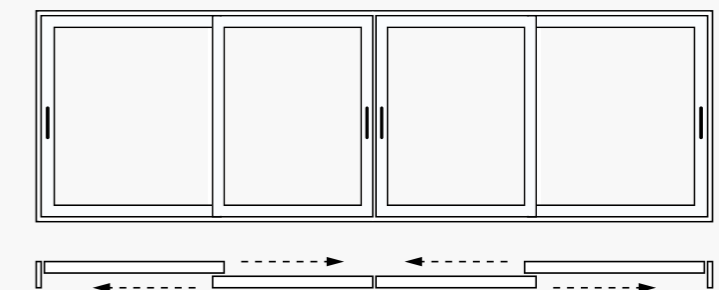
Scheme A



Scheme C



Scheme D



Scheme F




HST 85 MM lift & slide door

OPTIMALLY UTILIZED SPACE

SAVING SPACE

These large-sized windows allow you to eliminate all restrictions, save space and freely shape the space in your home.

They are the perfect solution for those who want a comfortable connection between the interior and the terrace, as well as panoramic views.



Adequate tightness of the space between the moving sashes of HST doors when they remain in the closed position is ensured by a special system of overlapping clips equipped with a system of glazing gaskets.

HST 85 MM lift & slide door

MORE LIGHT

BRIGHTENED INTERIOR

Available in the HST 85 system, the fixframe variant with a very narrow frame in the fixed glass section allows for maximum glass surface, providing even greater penetration of light into the living space – for a high-quality life and additional solar heat gains.



HST 85 MM lift & slide door

A BARRIER-FREE HOME? CERTAINLY!

HST doors are a modern and safe solution, designed to eliminate ubiquitous barriers.

The low door threshold with a height of 48 mm, which can be recessed from the side of the room in its entire height, meets the requirements for architectural barrier-free construction and allows trouble-free entry and exit.

Thanks to special overlays, it is also possible to level the threshold with the floor surface and thus completely eliminate architectural barriers.



Premium decorative surfaces

WOODEC & ALUDEC


Inspired by nature


A faithfully preserved appearance of real wood and a unique character combined with all the advantages of a plastic window – this is what the new woodec decorative structures offer. Not only is it difficult to distinguish visually from the natural material, but the woodec structure also recreates wood very realistically to the touch, thanks in part to deep embossing and a matte top layer.

Inspired by style

The attractive surface of aludec decorative structures, distinguished by a unique fine-grained, matt surface with a structure of powder-painted aluminum, is certainly a proposal that will go well in modern, minimalist arrangements.

The new aludec structures follow this trend, as they are offered in seven attractive shades, ranging from whites and greys, through brown, anthracite, and metallic Alux to deep black.





HST 85 MM

TECHNICAL CHARACTERISTICS:

Frame installation depth:	197 mm
Sash profile depth:	85 mm
Hidden hardware mechanisms:	YES
U_f heat transfer coefficient:	up to 1.1 W/m ² K

Maximum construction width:	6500 mm
Maximum construction height:	2700 mm
Maximum glazing width:	51 mm
Possible opening configurations:	A, C, D, F

aluplast[®]